

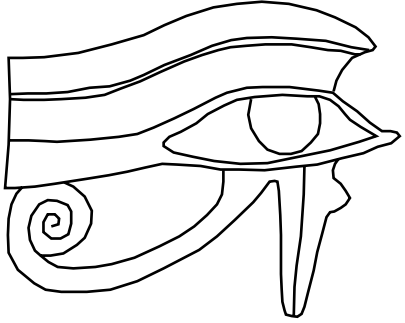
Ancient Egypt Memory Game

by eliza fegley
eliza@sacredspiral.com
www.sacredspiral.com

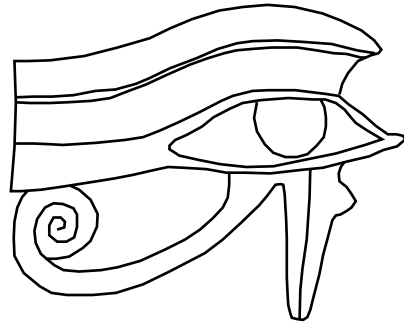
Instructions:

1. Cut out cards. Color, if desired.
2. Glue each card onto an index card.
3. When dry, shuffle the cards and lay them out face down. Turn over one card and then try to find its matching member. Continue until you have matched all the cards.

For further fun have the child or children draw hieroglyphics on index cards, one hieroglyphic per card. Write the phonic sound beneath each card and play memory.




Eye of Horus



Eye of Horus



Osiris



Osiris



Ba




Ba




Isis




Isis




Nefertiti



Nefertiti



Ankh



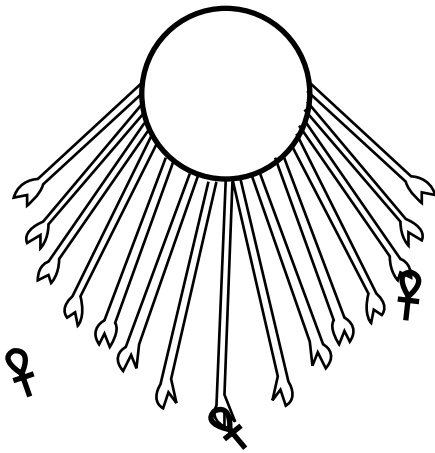
Ankh



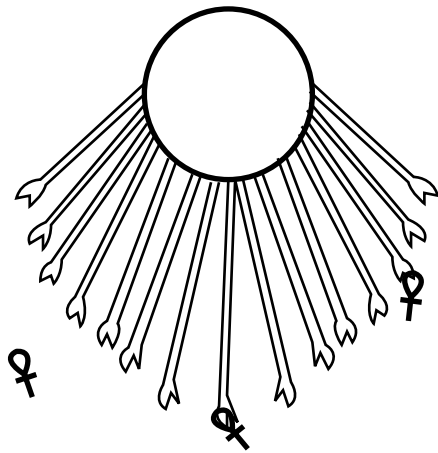
Tutankhamen



Tutankhamen



Aten



Aten